

For Your Consideration

Pope Benedict Comments to Altar Servers —
European Altar Server Pilgrimage in Rome—Aug. 2010

1st. Regarding St. Tarcisus:

- The young martyr exemplifies “the great love and great veneration we should have toward the holy Eucharist.
- While martyrdom will not be asked of most young people, Jesus is calling everyone to be faithful to the little things; to everyday duties and to witnessing His love by going to church and spending time with people who help deepen your faith.

2nd. **The Eucharist** “is a precious good , a priceless treasure and the bread-of-life” with which Jesus nourishes and sustains His flock, giving people the love and strength they need in their daily lives.

3rd. **By assisting priests** at the altar, servers help bring Jesus closer to the congregation and make Him ever more present in the world.

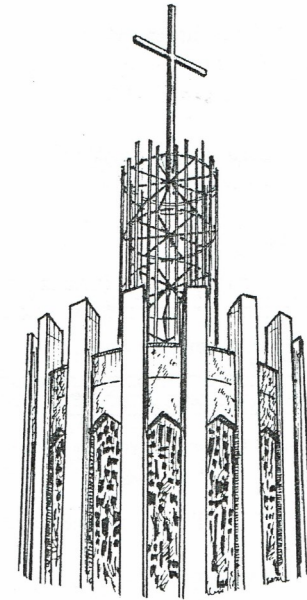
4th. **Dedicating** their hearts and time to God will bring altar servers “true joy and more complete happiness”.

Special Prayer of Pope John Paul II

Whatever you make of your life, let it be something that reflects the love of Christ. In whatever you do, remember that Christ is calling you, in one way or another, to the service of love, the love of God and of your neighbor”.

Altar Server Handbook

Easy as 1 — 2 — 3



St. John Vianney Parish
Brookfield, WI

7-27-21
Update

R U Ready?

To Serve at the Table of Our Lord?
It is our Honor and Privilege!

Soldier/Servant -- Strong and Proud of this honor

Attitude -- Joy, Celebration, Humble service

Knowing -- Where, When, What-to-do?

Committed -- To be at My Best!

Active Participant --

Hands ALWAYS folded (chest-high);
Add your voice to responses and songs

It Really is Easy as 1-2-3 -----

IF you KNOW the Flow of the Mass and Your Part!

Preparation before Mass (the Sacristy)
Entrance Procession (Church)
Welcome by the Priest – Let Us Pray
Readings and Homily
Setting the Table (altar) – Important!
Lavabo (water and washing of hands)
Mass Continues (kneeling at the steps)
* Communion (clean-up and wait) 2021—NEW!
Conclusion - Let Us Pray - Blessing
Exit Procession and Finish in Sacristy

CONCLUSION ———

PRAYER #2 --- **“LET US PRAY”** --- Book2

When done, return book to table (**ready for exit**)

Final Blessing — dismissal of the people

Exit Procession –

- Father kisses the altar and goes down steps
- Servers retrieve Cross and Candles --- **#1-2-3**
Follow Priest to foot of steps
Stand to Father’s left, ready to lead exit
- Father bows and turns to exit -
- **Cross followed by candles** lead Father
out of Sanctuary (exit left)

Finish after Mass – Return to Sacristy,

- blow out candle (watch for wax)
place them and Cross in stand;
- **hang up robe/cord- straight, neat, on hanger,**
- close robe cabinet and leave

**Remember to Sign-In/out
Thank You!**

Mass continues (servers at foot of stairs) – **To-Do!**

Consecration of Body and Blood

Our Father (stand and extend arms in prayer)

Sign of Peace ---

Put kneelers away –
Each offers priest a sign of peace

FIRST gets tray with bowls, put on altar (Rt)

Return to chair position behind altar
Get ready for communion

Communion and Clean-up

All distributors have left sanctuary — **To Do!**

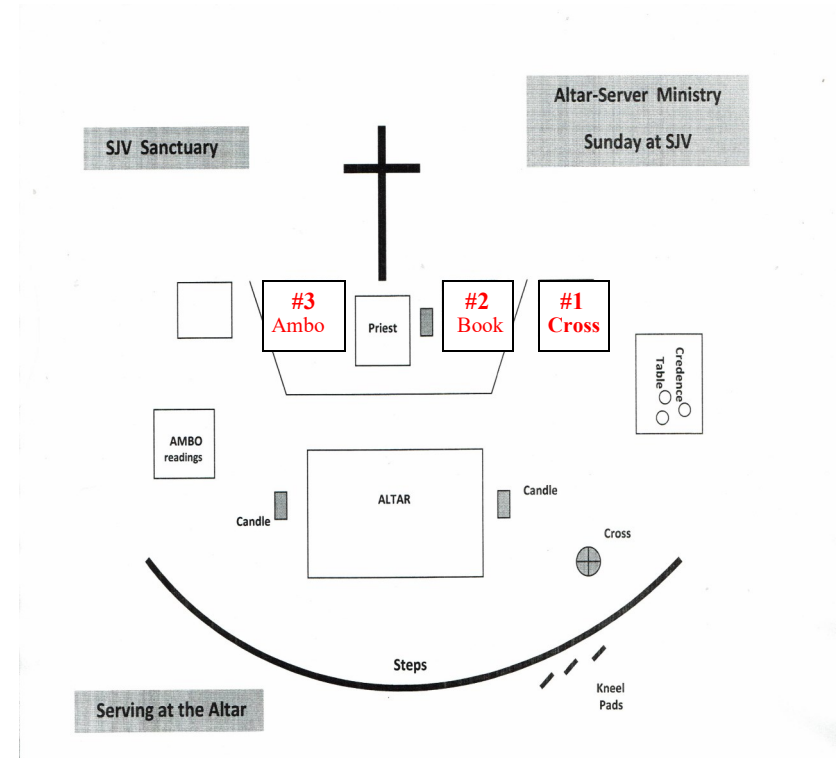
NEW! #1 Cross — gets water cruet from the
Credence Table & places it on the altar

#2 – returns book to book-table

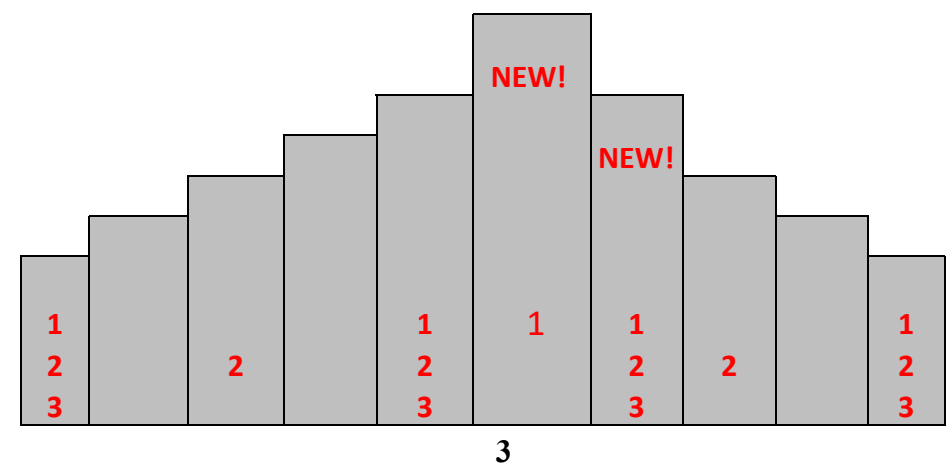
Stand or sit prayerfully at your position during
communion (hands folded or singing)

When the priest returns to the altar after communion,
he will clean the chalice and other vessels. When he is
done, **#1 and #3 remove chalice and other vessels from
altar and return them to credence table.**

Father returns to his chair after washing vessels
(**get ready for conclusion**)



Know the Flow of the Mass					--- Cross (#1), Book (#2), Ambo (#3)				
Enter	Welcome	Prayer #1	Readings	Present Altar Prep	Consecrate	Communion Clean-up	Prayer #2	Bless	Exit



Altar-Server Ministry - Sunday at SJV

Preparation before Mass (Sacristy) ---

Be on-time (5-10 minutes before Mass)
Acknowledge the priest (Good morning?)
Attitude (joy, celebration, service)
Robing (cassock, cord)
Select your position (cross-1, book-2, ambo-3)
Lighted candles and Cross

ENTRANCE PROCESSION (CHURCH) —

On the Baptistry side
Offer holy water to Father
**Cross followed by candles –
lead Father and lectors to the Altar**
Step-off at the music (slow, steady pace)
At the STEPS/center - bow and ascend
place cross and candles in position
Go to your chair position (1-2-3) next to priest
Stand erect, hands folded (ready to serve)

WELCOME ---

Father welcomes and initiates prayer
Confession of sins
“Gloria” may or may-not be sung/recited
Get Ready --- Father says ---

PRAYER #1 “LET US PRAY” (BOOK-2) — TO-DO

#2 -Present the book (on table next to chair)
Extend the book for reading
Stand to the side as not to block him
After, return book and sit for the readings

Readings and Homily ---

Readings 1 & 2 (by lector)
Gospel (by Father)
Homily followed by Petitions
Father sits down (collection and gifts)

PRESENTATION of Gifts —

Father gets up to accept gifts - **Time to Act!**

SETTING THE TABLE === GET IT RIGHT!

Cross 1 - Go to side table --bring Father’s chalice to the altar and place it in the middle; get water cruet and Lavabo dish from Credence table and take position at side of altar.

Book 2 – Put book on left side of altar, Get tray with cups and place on right side of altar; get towel from Credence and take place next to #1 at side of altar.

Ambo 3 – Follow Father to steps to accept gifts, return with the Priest (behind) to altar, give him the gift and take position for Lavabo at side of altar.

LAVABO (WATER AND WASHING OF HANDS) --

All (1-2-3) stand at side of altar waiting to attend the Priest with water/dish (2) – towel (1)
2- Present water cruet (handle OUT) when requested
Father returns water (get ready to wash)
Father approaches for washing of hands
2 - Lightly pour water over fingers
1 - Offer towel for drying, wait for return
3 - Remove tray from right side of altar
After – return tray and dish/water to side table
Take position bottom of stairs (kneeler pad)